

The biggest roadblocks to workplace collaboration... and how to overcome them

Collaboration isn't as straightforward as it used to be. With colleagues spread across multiple locations and an increasing number of apps and tools, there's a lot that could be holding your teams back. Take a look at these eye-opening statistics¹ and see how you can help improve collaboration within your organization.



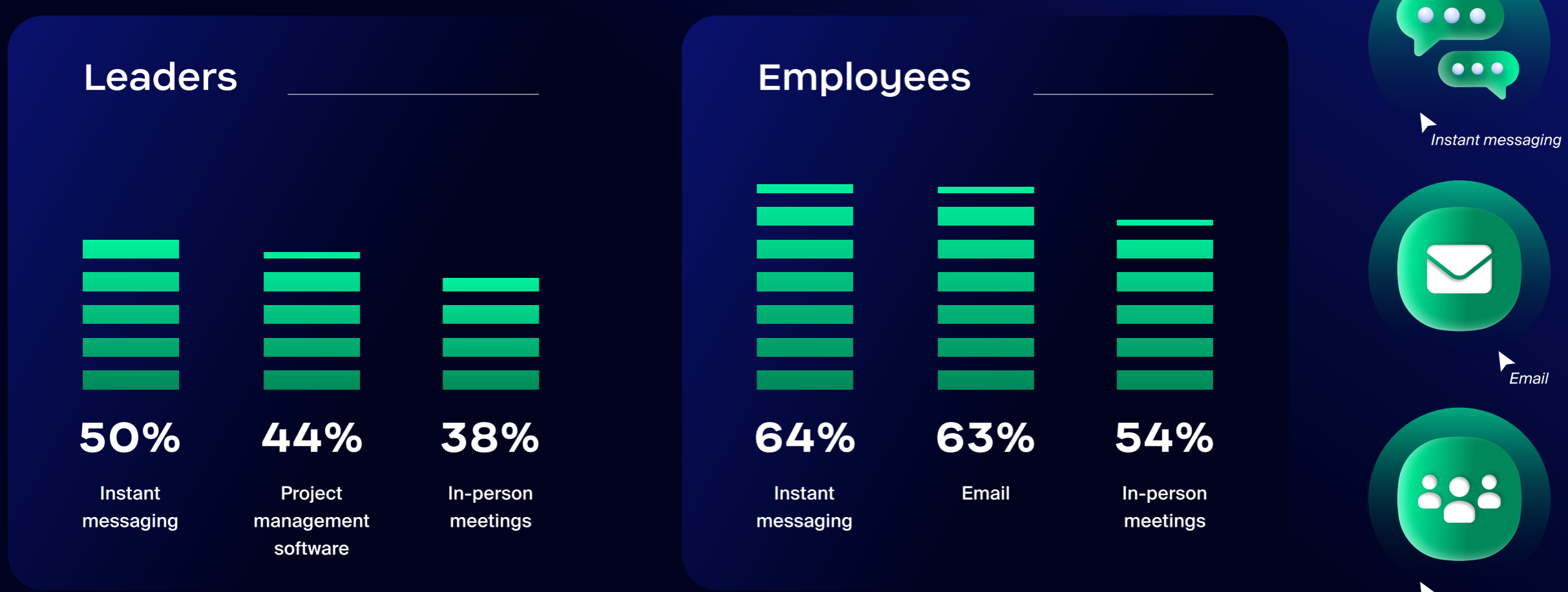
Collaboration is a big part of our workday.

78% of leaders and **58%** of employees interact with three or more teams in a day.

60% of leaders have three or more meetings in a day.



How people prefer to collaborate



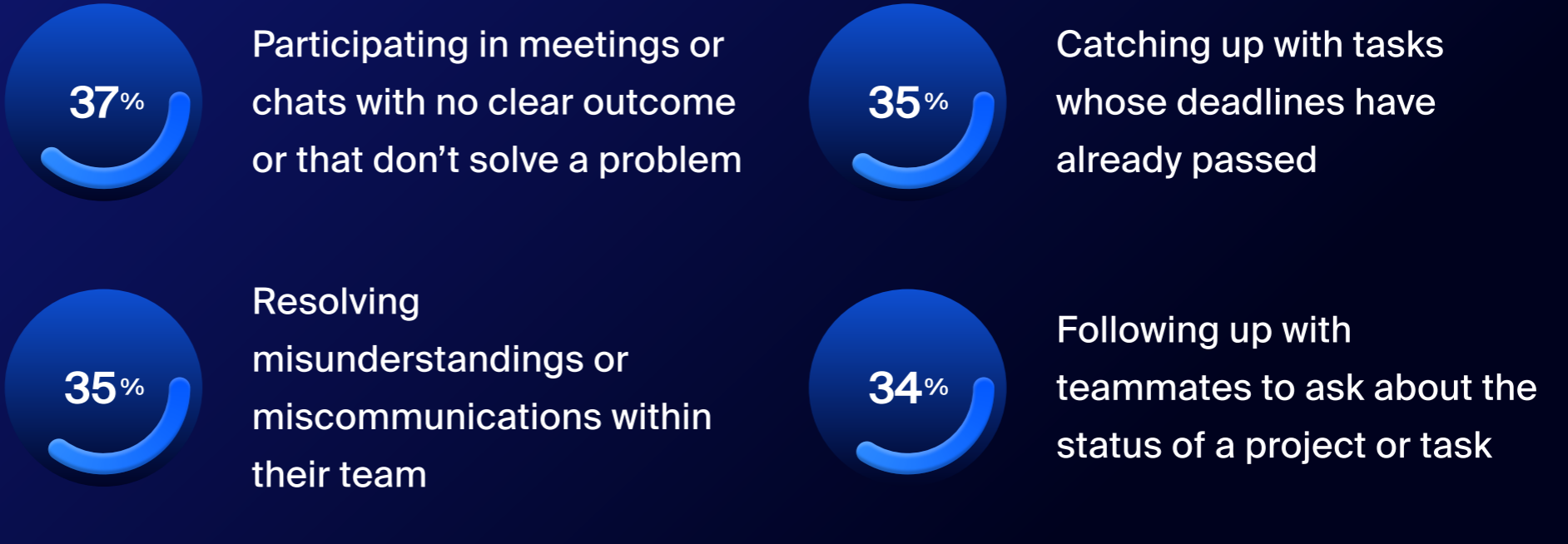
But collaboration challenges *might* be more common than you think.

The majority of leaders and employees have experienced the following barriers to collaboration:



Time spent fixing bad collaboration *adds up*.

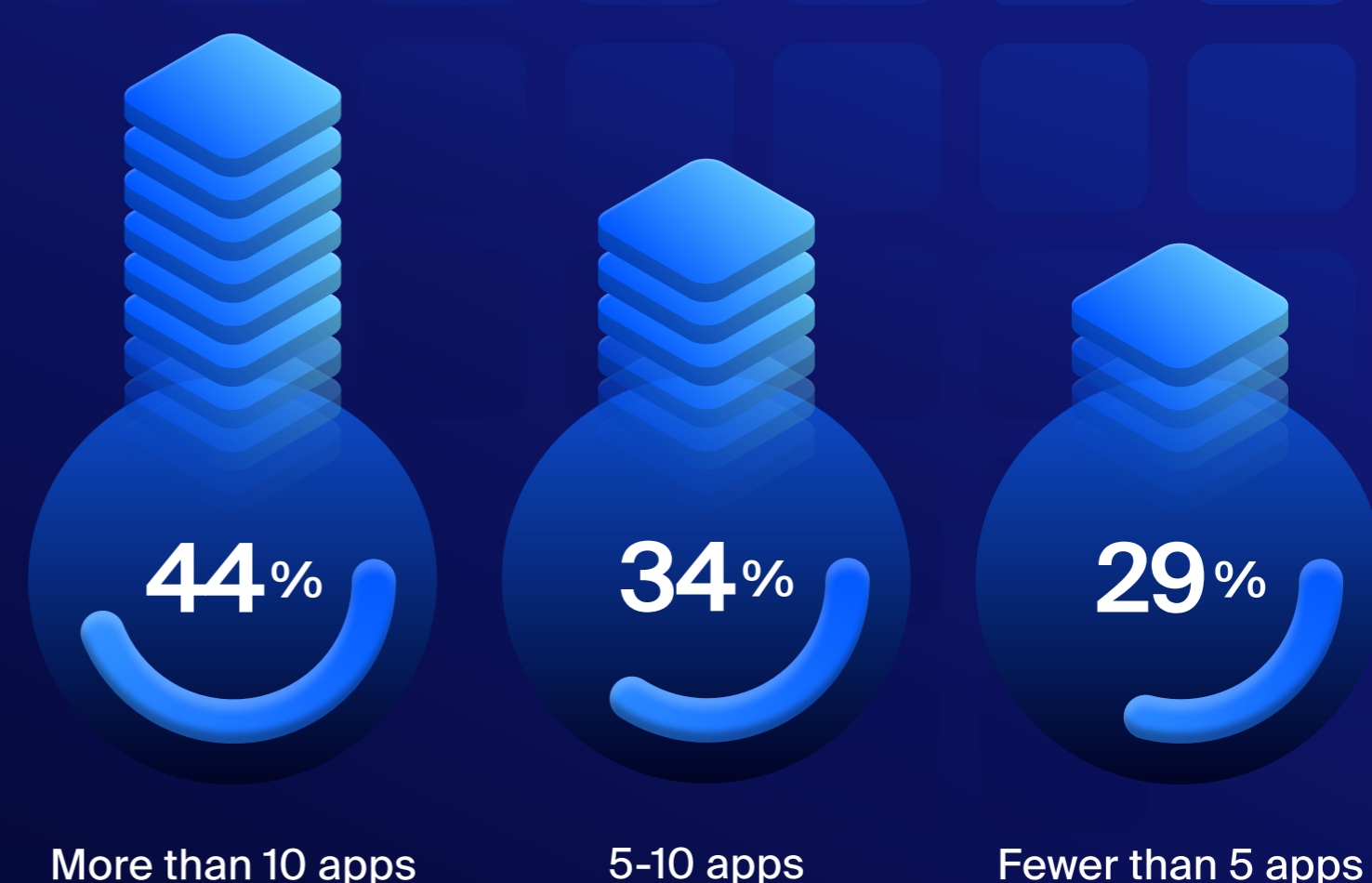
About one-third of leaders spend one hour or more a day:



\$ Wasting just one hour on any of these tasks could cost organizations up to an estimated **\$16,491** a year per manager in inefficient productivity, or more than **\$874,000** annually for an organization of 1,000.²

Too many apps contribute to collaboration challenges.

44% of leaders who use more than 10 apps have experienced a **lack of alignment** between or within teams, compared to those who use fewer apps.



! **42%** of employees who use **more than 10 apps** said it takes them 15 minutes or longer to refocus when switching between tasks.



How can you fix bad collaboration?

- **Explore** how AI tools can help improve workflows so you can spend your time on more meaningful, collaborative activities.
- **Think** of meetings as just one part of a collaboration lifecycle — other tools and communication methods have different strengths, so leverage them accordingly.
- **Consolidate** apps to help reduce challenges and time spent switching between tasks.

↓ Download our [Global Collaboration in the Workplace report](#) for more insights into the consequences of bad collaboration and tips for more effective teamwork.

1. Based on a survey commissioned by Zoom and conducted by Morning Consult of nearly 8,000 leaders and employees from 16 different countries, June 2024.
2. Calculations per manager are estimates based on average salary information for management occupations provided by the U.S. Bureau of Labor Statistics. Total annual cost is based on an enterprise of 1,000 with 160 managers, assuming that one-third of leaders spend an hour on any one of these tasks.